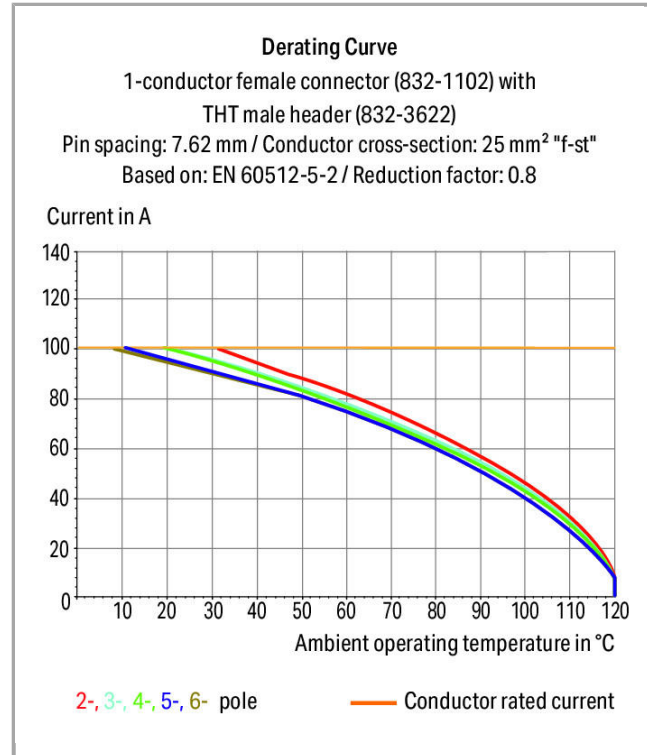


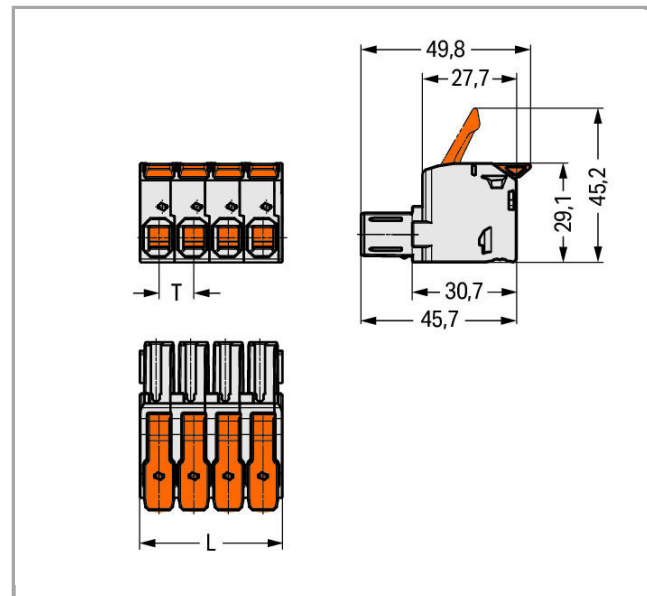
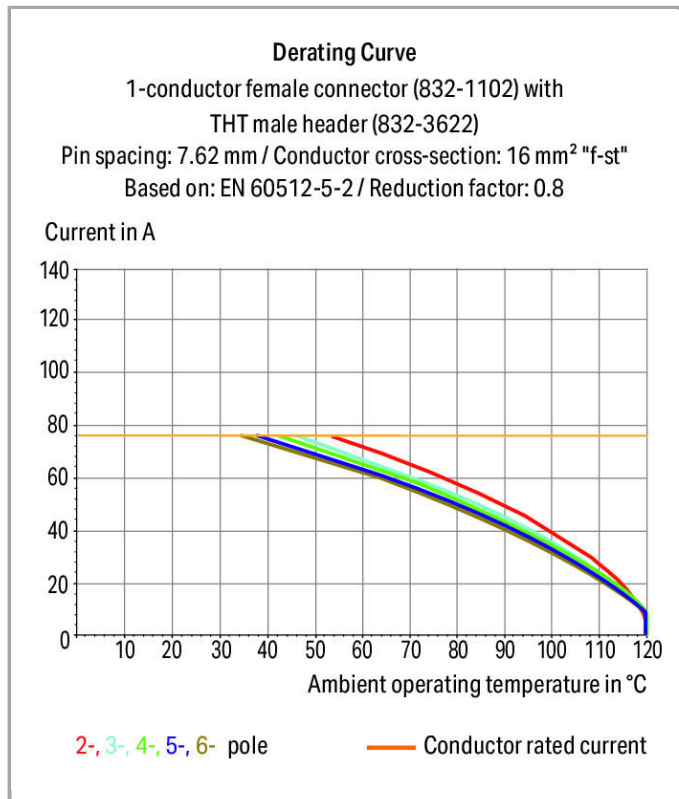
**Data sheet | Item number: 832-1103**

1-conductor female plug; 100% protected against mismatching; lever; Silver-plated contacts; 16 mm<sup>2</sup>; Pin spacing 10.16 mm; 3-pole; 16,00 mm<sup>2</sup>; light gray



832-1103





## Item description

- Intuitive and tool-free lever actuation
- Universal connection for all conductor types
- Push-in terminations of solid and ferruled conductors
- Test slot 0° and 90° to conductor entry
- 100% protected against mismatching
- Coding via coding fingers

## Safety information 1:

The *MULTI CONNECTION SYSTEM (MCS)* is designed without breaking capacity for compliance with DIN EN 61984. When used as intended, MCS Connectors shall not be connected/disconnected when live or under load. The circuit design should ensure header pins, which can be touched, are not live when unmated.

## Data

### Electrical data

### Ratings per IEC/EN 60664-1

Rated voltage (III / 3)	1000 V
Rated impulse voltage (III / 3)	8 kV
Rated voltage (III / 2)	1000 V
Rated impulse voltage (III / 2)	8 kV

Rated voltage (II / 2)	1000 V
Rated impulse voltage (II / 2)	8 kV
Rated current	76 A

### Connection data

Connection technology	Push-in CAGE CLAMP®
Actuation type	Push-button
Solid conductor	0.75 16 mm <sup>2</sup> / 18 4 AWG
Fine-stranded conductor	0.75 25 mm <sup>2</sup> / 18 4 AWG
Fine-stranded conductor with ferrule with plastic collar	0.75 16 mm <sup>2</sup>
Fine-stranded conductor with ferrule without plastic collar	0.75 16 mm <sup>2</sup>
Strip length	18 20 mm / 0.71 0.79 inch
Total number of connection points	3
Total number of potentials	3
Number of connection types	1
Number of levels	1
No. of poles	3

### Geometrical Data

Pin spacing	10.16 mm / 0.4 inch
Width	31.78 mm / 1.251 inch
Height	29.1 mm / 1.146 inch
Depth	49.8 mm / 1.961 inch

### Plug connection

Contact type (pluggable connector)	Female connector/socket
Connector connection type	for conductors
Mismating protection	Yes

### Material Data

Color	light gray
Material group	I
Insulating material	Polybutylene terephthalate (PBT)
Flammability class per UL94	V0
Clamping spring material	Chrome nickel spring steel (CrNi)
Material of the additional spring for socket contact	Chrome nickel spring steel (CrNi)
Contact material	Electrolytic copper (E <sub>Cu</sub> )
Contact plating	silver-plated
Weight	40.718 g

## Environmental Requirements


Limit temperature range	-60 +120 °C
-------------------------	-------------

## Commercial data


Country of origin	DE
GTIN	4055143736725
Customs Tariff No.	85366990990

## Approvals / Certificates


### Radio-Approvals

Logo	Approval	Additional Approval Text	Certificate name
	CSA	C22.2	70180346


### Country specific Approvals

Logo	Approval	Additional Approval Text	Certificate name
	CSA DEKRA Certification B.V.	C22.2	70180346

### Other Approvals

Logo	Approval	Additional Approval Text	Certificate name
	cURus Underwriters Laboratories Inc.	C22.2 No. 158	E45172

### UL-Approvals

Logo	Approval	Additional Approval Text	Certificate name
	cURus Underwriters Laboratories Inc.	C22.2 No. 158	E45172

## Compatible products

### Coding



Item no.: 832-500  
Coding key carrier; orange

832-500

---

Downloads

Documentation

Additional Information

Technical explanations	Apr 3, 2019	pdf 3.6 MB	Download
------------------------	-------------	---------------	----------

---

CAD/CAE - Smart Data

CAD data

3D Download 832-1103	URL	Download
----------------------	-----	----------

---

Subject to changes.